

Retention and Persistence to Graduation

UNC Performance Funding

SAT Annual Update



Susan Davies, Enrollment Management

Heather Langdon, Institutional Research, Assessment, and Planning (IRAP)

October 2012

Appalachian
STATE UNIVERSITY

Retention and Graduation -

Why are they important?



Measurements of student progress toward the degree

Seen as institutional quality measures: Nationally, NC Legislature,
Board of Governors, and UNC-General Administration

Appalachian
STATE UNIVERSITY

Who do we track?



Cohort = First-time, full-time fall freshman cohort
Can include summer
Recent HS graduates

Based on national, US Department of Education, reporting standards

3

Appalachian
STATE UNIVERSITY

Reporting Standards



Retention: Second fall

Graduation: 4-year (100% normal time)
6-year (150% normal time)
Graduates through end of summer

4

Appalachian
STATE UNIVERSITY

How Do We Compare Ourselves? How Do We Determine Goals?

UNC System Institutions

UNC BOG Approved Peers

Carnegie Classification

Appalachian
STATE UNIVERSITY

5

UNC System Institutions

Appalachian State University*

East Carolina University

Elizabeth City State University

Fayetteville State University

NC A&T State University

NC Central University*

NC School of the Arts

NC State University

UNC Asheville

UNC Chapel Hill

UNC Charlotte

UNC Greensboro

UNC Pembroke

UNC Wilmington*

Western Carolina University*

Winston-Salem State University

* Master's Larger Programs

Appalachian
STATE UNIVERSITY

6

ASU BOG Approved Peer Institutions

Bowling Green State University-Main Campus*	Saint Cloud State University
California State University-Chico	Sam Houston State University
College of Charleston	SUNY at Binghamton*
Eastern Illinois University	Towson University
Indiana University of PA, Main Campus	University of Northern Iowa
James Madison University	University of Wisconsin-La Crosse
Miami University-Oxford*	West Chester University of Pennsylvania
Minnesota State University-Mankato	Western Illinois University
Rowan University	Western Washington University

* "Competitive peers"; see: <http://irap.appstate.edu/peer-institutions>

7

Appalachian
STATE UNIVERSITY

Carnegie Classification

Basic description:

Masters-L: Master's Colleges and Universities (larger programs)

- ◀ Professions plus arts & sciences, some graduate coexistence, single doctoral, very high undergraduate, full-time four-year, more selective, higher transfer-in, large four-year primary residential

<http://classifications.carnegiefoundation.org/>

Search for Appalachian to see full descriptions/comparisons

8

Appalachian
STATE UNIVERSITY

UNC Comparisons *System Rankings*

Retention

< UNCCH 96.9%, NCSU 89.4%, **ASU 87.6%**, UNCW 85.6%

Graduation 4-year

< UNCCH 80.3%, UNCW 51.7%, **ASU 41.5%**, NCSU 41.3%

Graduation 6-year

< UNCCH 88.9%, NCSU 72.4%, UNCW 66.9%, **ASU 65.1%**

See: <http://www.northcarolina.edu/ira/ir/analytics/retgrper.htm>

Comparison: Quality Measures

Quality Measure	ASU	Masters Colleges/ Universities Larger Programs Average	Doctoral/ Research Universities Average
1st yr retention rate	87%	75%	71%
4-yr graduation rate	38%	22%	18%
6-yr graduation rate	66%	46%	42%
75 percentile SATV	610	548	530
75 percentile SATM	610	562	539

Note: Includes only public institutions.
Source: IPEDS Peer Analysis System, 2010.

Where are we now?



Most recent *preliminary* estimates:

- < **Retention:** 87.6% (2011 Freshman class)
Out of 2,971, 368 did not return to ASU

- < **4-year Graduation:** 44.1% (2008 Freshman class)
Out of 2,773, 1,551 have not graduated from ASU

- < **6-year Graduation:** 66.8% (2006 Freshman class)
Out of 2,711, 899 have not graduated from ASU

Appalachian
STATE UNIVERSITY

11

UNC Performance Funding



Susan Davies, Enrollment Management

Appalachian
STATE UNIVERSITY

UNC Performance Funding Model: Take-Away Points



1. The UNC mechanism for determining support and operations funding increases to campuses is being changed to include a focus on performance rather than only on enrollment growth.
2. The performance model currently consists of 5 common and 5 campus specific measures.
3. Appalachian is evaluating the mix of students (i.e., graduate, freshmen, transfer, etc.) based upon markets, trends, demographics, in an effort to “right-size” to align with our mission and to meet the performance funding goals.

UNC Performance Funding Model: Key Features



- Continuing to be refined by UNC-GA in consultation with campuses.
- Overarching goal of performance funding is to enable, incentivize and reward campuses improving performance in key areas.
- Performance model will be comprised of ten equally weighted measures – 5 Core Measures and 5 Campus Specific Measures.
- Institution performance shall consider baseline, peer institution comparisons, target and actual change, and percent of target achieved.
- Distribute funding on the bases of progress toward targets as well as actual achievement of them; avoid “all or nothing” allocation.
- Funds would be distributed annually to institutions that improve student success and operational and academic effectiveness.

Performance Funding: Core Measures



Freshman to Sophomore Retention (fall, freshman cohort)

Six Year Graduation Rate (fall, freshman cohort)

Undergraduate Degree Efficiency (all undergraduates)

Bachelor's Degrees awarded to Pell Recipients

Financial Integrity (composite index of UNC FIT)

Appalachian
STATE UNIVERSITY

15

Performance Funding: Campus Measures



Transfer Graduation Rate

Four Year Graduation Rate (fall, freshman cohort)

Graduate Student Degree Efficiency (all graduate students)

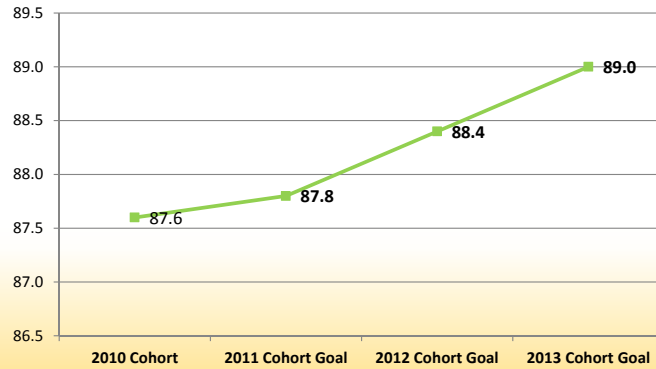
Investment per Degree

Space Utilization

Appalachian
STATE UNIVERSITY

16

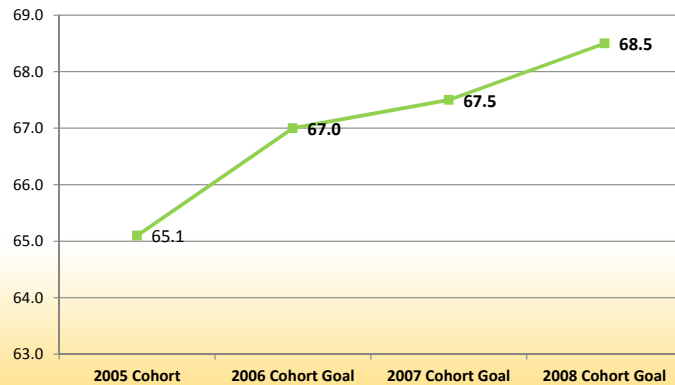
Core Measure – Proposed Goals: Freshman to Sophomore Retention



Appalachian
STATE UNIVERSITY

17

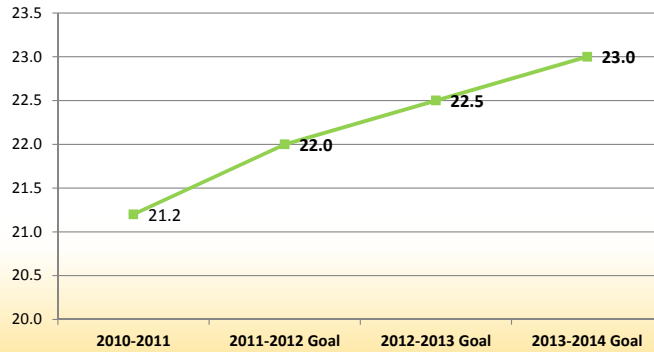
Core Measure – Proposed Goals: Six Year Graduation Rate (freshman cohort)



Appalachian
STATE UNIVERSITY

18

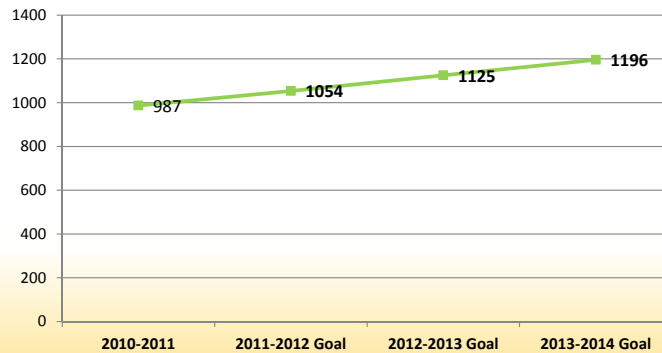
Core Measure – Proposed Goals: Undergraduate Degree Efficiency



Appalachian
STATE UNIVERSITY

19

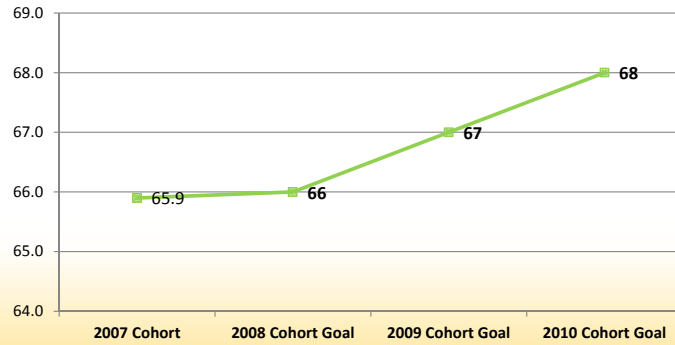
Core Measure – Proposed Goals: Bachelor's Degrees awarded to Pell Recipients



Appalachian
STATE UNIVERSITY

20

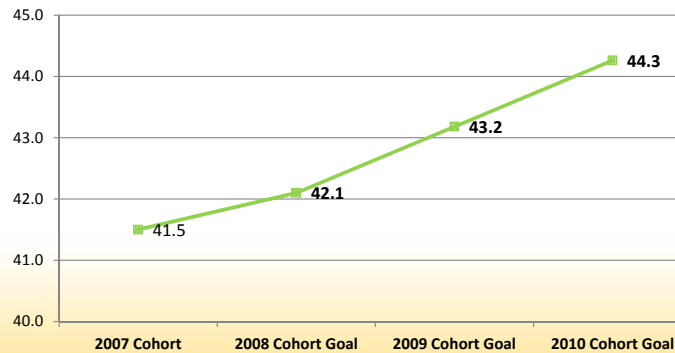
Campus Measure – Proposed Goals: Transfer Graduation Rate



Appalachian
STATE UNIVERSITY

21

Campus Measure – Proposed Goals: Four Year Graduation Rate (freshman cohort)



Appalachian
STATE UNIVERSITY

22